

SAR Agility

Demonstrating the dog's agility, proprioception and confidence with the behaviors needed for Urban Search and Rescue



Why?

- Adapted from FEMA Trainers
- Useful skills
- Develops confidence
- Fun!



Safety

- Heights/Surfaces
- Potential for fears
- Speed (it's NOT Agility)
- Off leash
- Not for all dogs
- Trim Nails
- Support your dog



The real deal

Rubble search by K-9 and handler in Haiti



Safety concerns for SAR dogs

- Unstable structures
- Injuries
- Heat
- Stress
- Fatigue
- Depression
- Other animals



Requirements for all badges

- Handler understands and can **articulate safety concerns and potential risks**
- Handler demonstrates during training that he/she can **read the dog's confidence levels** and will demonstrate at least some of their training steps to the evaluator.
- Handler can demonstrate or explain how to **help the dog gain confidence** to try new skills using positive reinforcement
- Handler can **describe injuries and other issues** they want to watch for in their dog while doing this sort of training or SAR work.
- Handler **agrees to accept and assume the risk** involved in training for and performing this activity
- Dog has **earned the Dog Scout Agility I or II** badge
- **Dog demonstrates confidence** in performing all of the required behaviors
- Dog can **perform 3 or more proprioception** exercises demonstrating both balance and foot placement BEFORE attempting any of the SAR Agility obstacles at full height

Proprioception

- The perception of movement and spatial orientation arising from stimuli within the body itself.

Dictionary.com

- Knowing where each foot is and being able to maintain balance

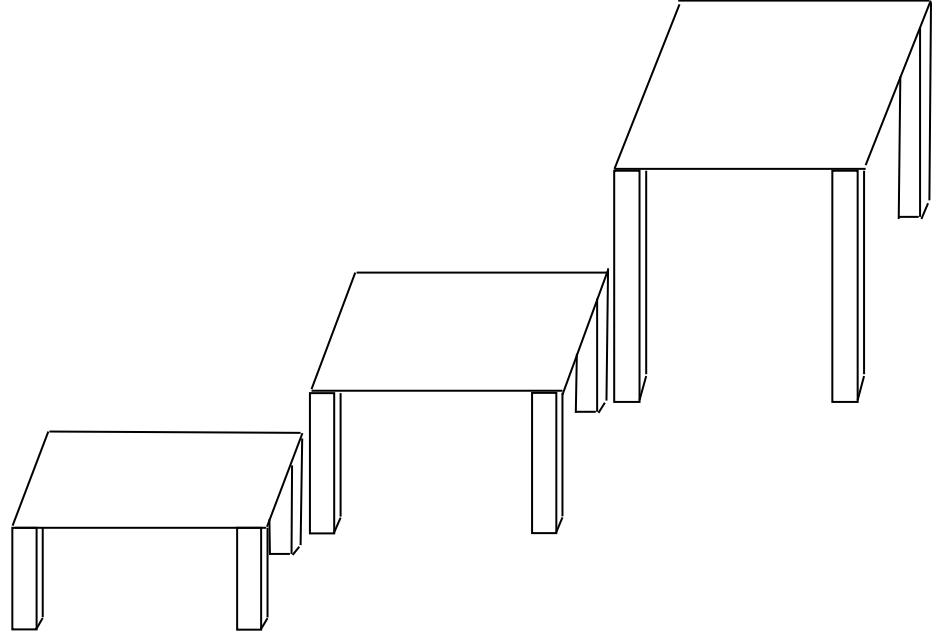
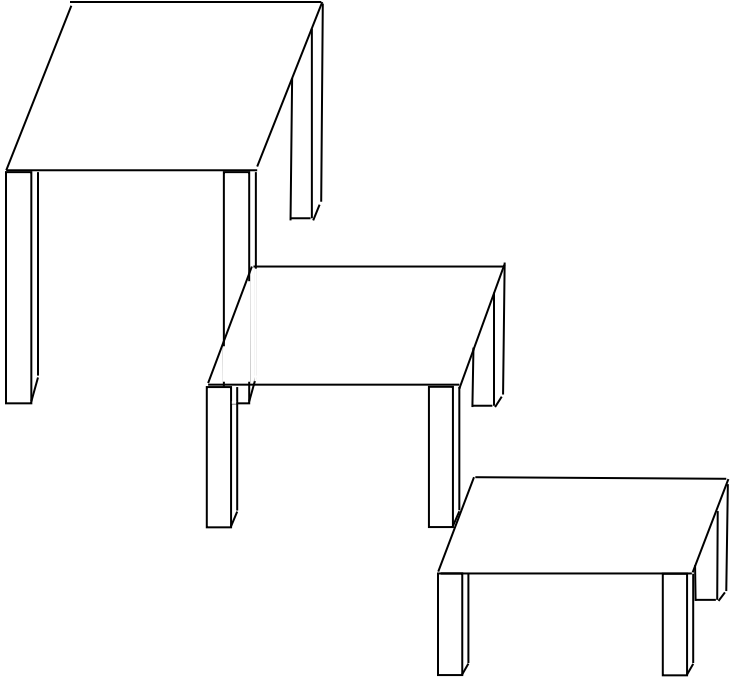


Proprioception

- **For balance-** Balance balls and balance disks, all 4 feet on a wobble board, lifting feet on cue, handstands, sit-up, etc.
- **For foot placement-** walking through a ladder, trot poles, back foot targeting


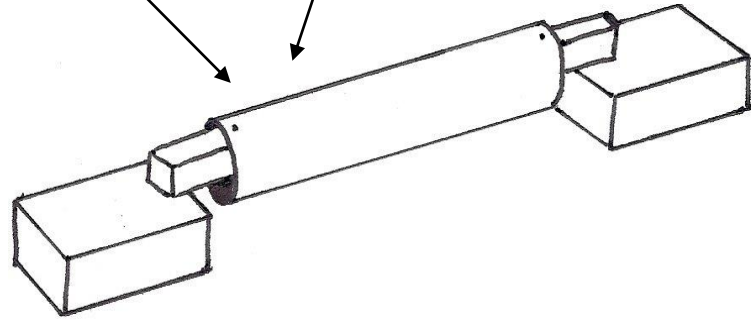
SAR Levels and Planks badge

- Dog will jump onto a **sturdy elevated surface** that is 1.5 to 2 times his height
- Dog will **jump over an opening** (between sturdy raised surfaces) that is 1.5 (+/- 4") times as wide as the dog's height and not raised more than twice the dog's height off the ground (12" dog will jump over an 18" to 22" opening that is no more than 24" off the ground)
- Dog will **jump from one height surface to another height surface** that is higher or lower than the first surface by at least the dog's height and that is not the ground.
- Dog will walk across a **pipe or simulated pipe**
- Dog will navigate a **raised series of planks** with level, height and surface changes



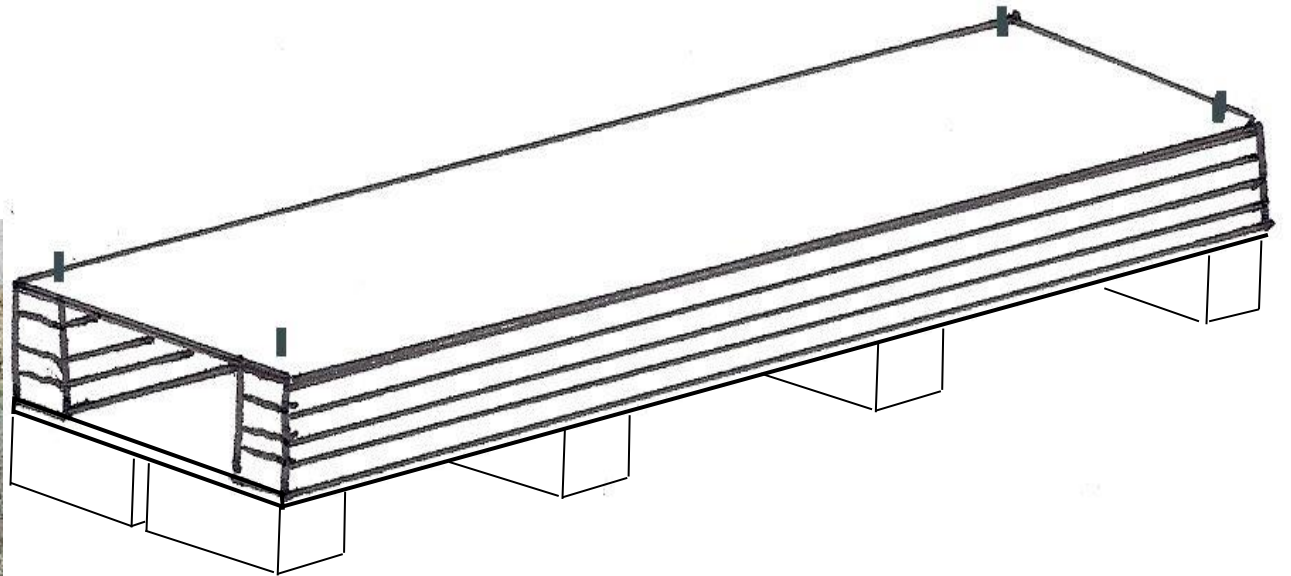


OR



SAR Ladders and Tunnel badge

- Dog can **climb a “ladder”** to reach an elevated surface
- Dog demonstrates the proprioception to cross a **horizontal, elevated “ladder”**
- Dog will crawl **between two solid surfaces (“Squeeze tunnel”)** that is the height of the dog’s shoulders/withers when the dog is lying down in the sphinx position



SAR Agility 1

- All obstacles from the first two levels plus obstacle that moves
- Dog will perform the obstacles as a course, moving from one obstacle to the next with the assistance of the handler, plus send to 3 obstacles from 15' away

SAR Agility 2

- Dog needs to have earned the SAR distance Control 1 badge
- All the obstacles from SAR Agility 1 except the horizontal ladder plus
- Dog can be directed to go and perform all of the above obstacles at a distance (at least 35' from the handler)
- Dog will find a person hidden completely from view and do an alert to let the handler know the location



Proprioception

- **For balance-** Balance balls and balance disks, all 4 feet on a wobble board, lifting feet on cue, handstands, sit-up, etc.
- **For foot placement-** walking through a ladder, trot poles, back foot targeting